



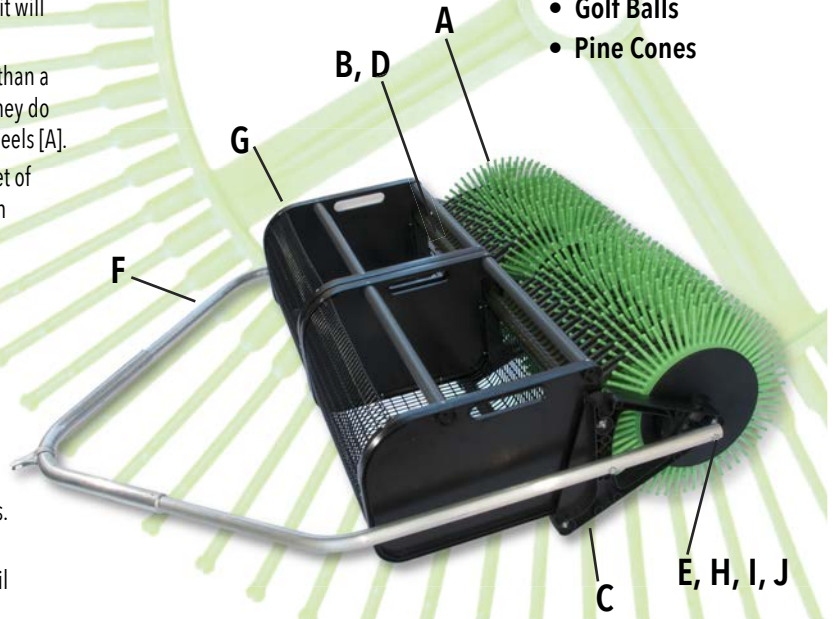
10601 Theresa Drive
 Jacksonville, Florida 32246
 1-904-641-3934
 www.baganut.com

A7003 (A7004, A7005) 36" Pull Behind Black Walnut Harvester

IMPORTANT Read before use

- **Maintain Clean Grounds:** The cleaner your ground is, the better the unit will operate. If you can, **mow it and blow it.**
- **Move Forward Only:** Try to go forward only, at all times. If you go more than a half rotation backwards, ejector fingers [B] can become disengaged. If they do become disengaged, push them back down in between the collector wheels [A].
- **To Empty Your Basket:** Lift basket [G] with slits on the side. Dump basket of contents into any desired location. When empty, replace basket between grooves on machine.
- **Loose Wheels (Nuts aren't being caught in wheels):**
 If you have loose wheels [A], use a 7/16" socket wrench to tighten wheel drum located on the sides of the machine [J].
- **Loose Fingers:** If you have loose fingers, apply spacers to the finger shaft [D].
- **Other Tips and Troubleshooting:** We offer many videos on YouTube that can assist in assembling and operating your Bag-A-Nut. Visit www.youtube.com/baganut to view these helpful videos.
- **Service and Parts:** If you have any parts or service issues, we are always happy to help, please call us at 904-641-3934 or 800-940-2688 or email info@baganut.com.






- Also picks up:
- Golf Balls
 - Pine Cones



Parts List

Made in U.S.A.

F0034 R1 Golf Wheel-Green [A]		\$14.50
F0029 R-1 Mac Finger-Green-SM [B]		\$1.50
F0071 Triangle Side Bracket [C]		\$10.50
S0111 Snap-on Spacer Pak of 10 [D]		\$1.00
S0213 Graphite Wheel Shaft 40 1/8" [E]		\$12.50
F0043 3/4" Spacer Wheel [K]		\$8.00

S0208 36" Aluminum Pull Frame [F]		\$100.00
S0116 Hook Basket, Large [G]		\$25.00
S0210 Threaded Rod, 41 3/8 [H]		\$6.00
S0126 Washers, Pak of 5 big, 2 small [I]		\$1.50
X0081 Lock Nut, 1/4" x 20 [J]		\$1.50